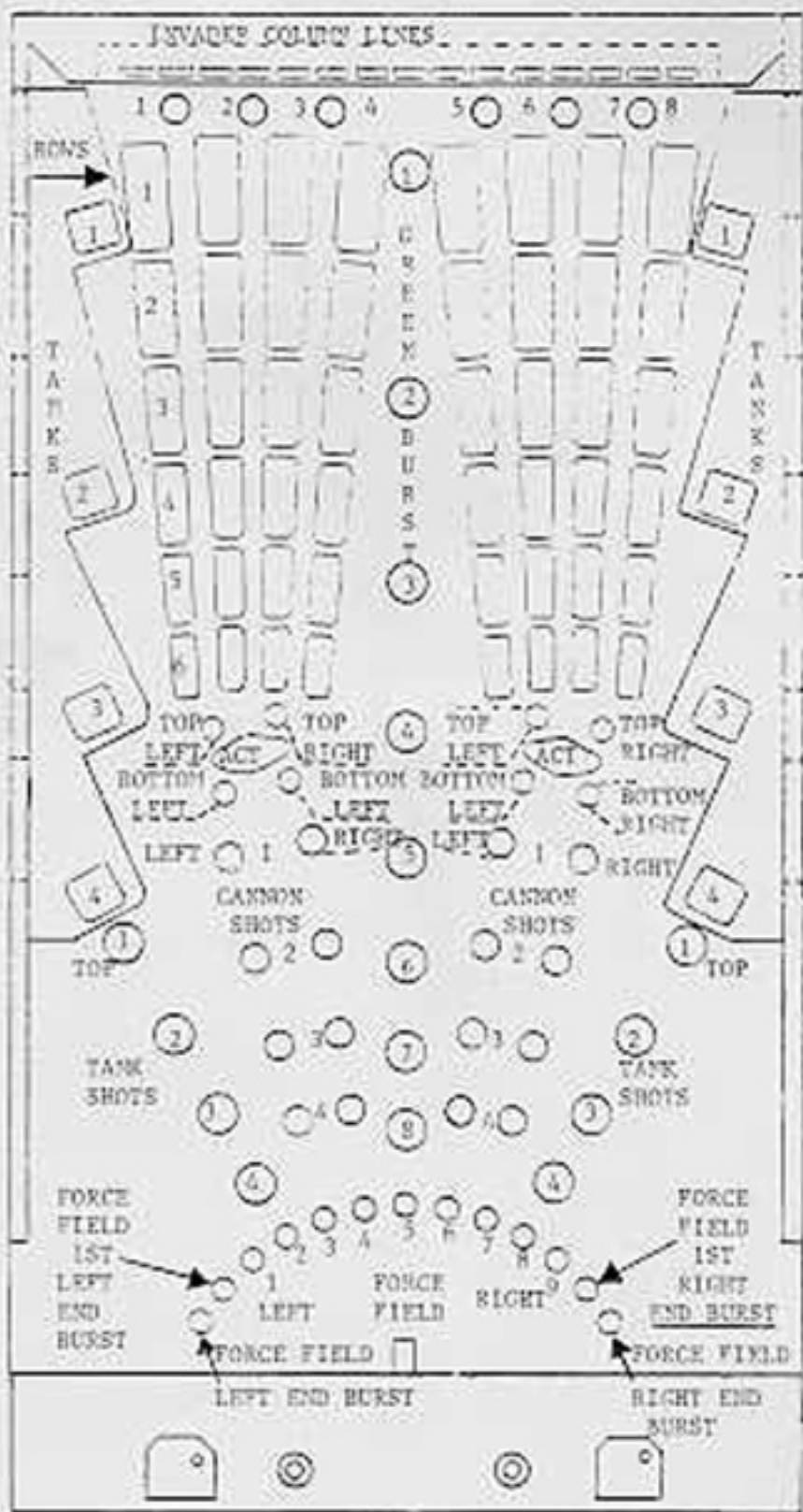




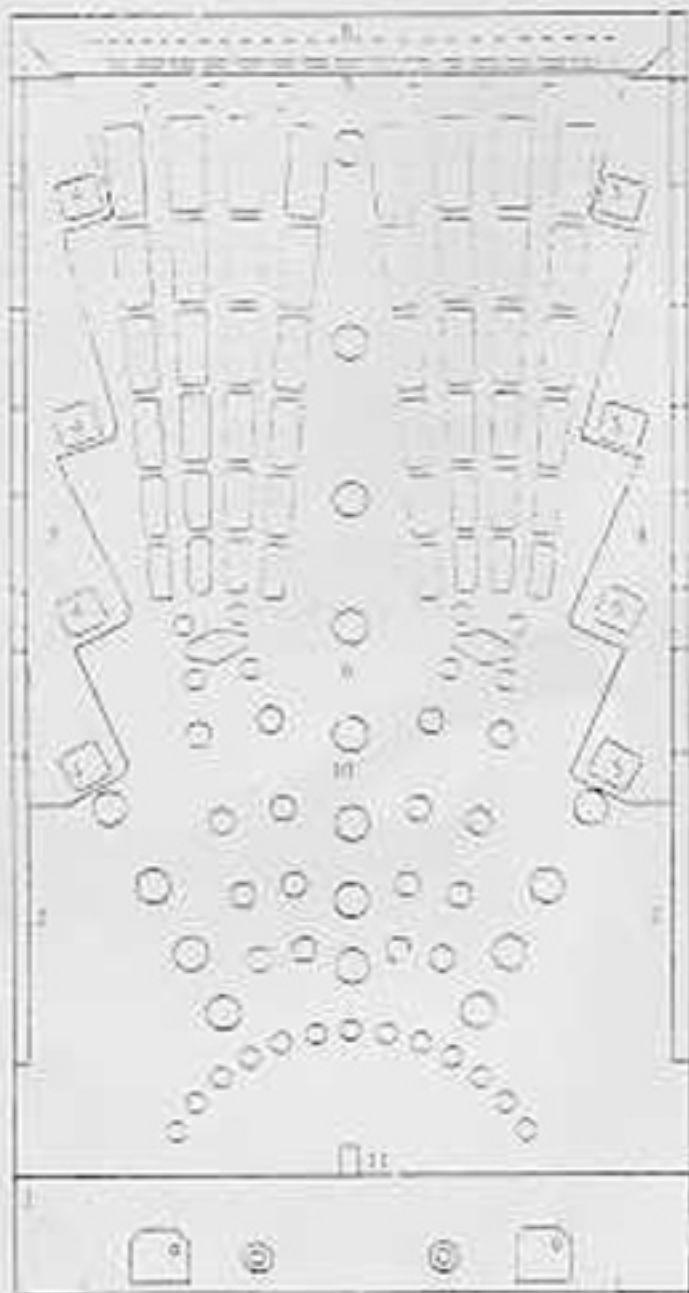
BACK GLASS
G-480



RUBY GLASS ASSEMBLY
A-4081



LITE
LOCATION
CHART

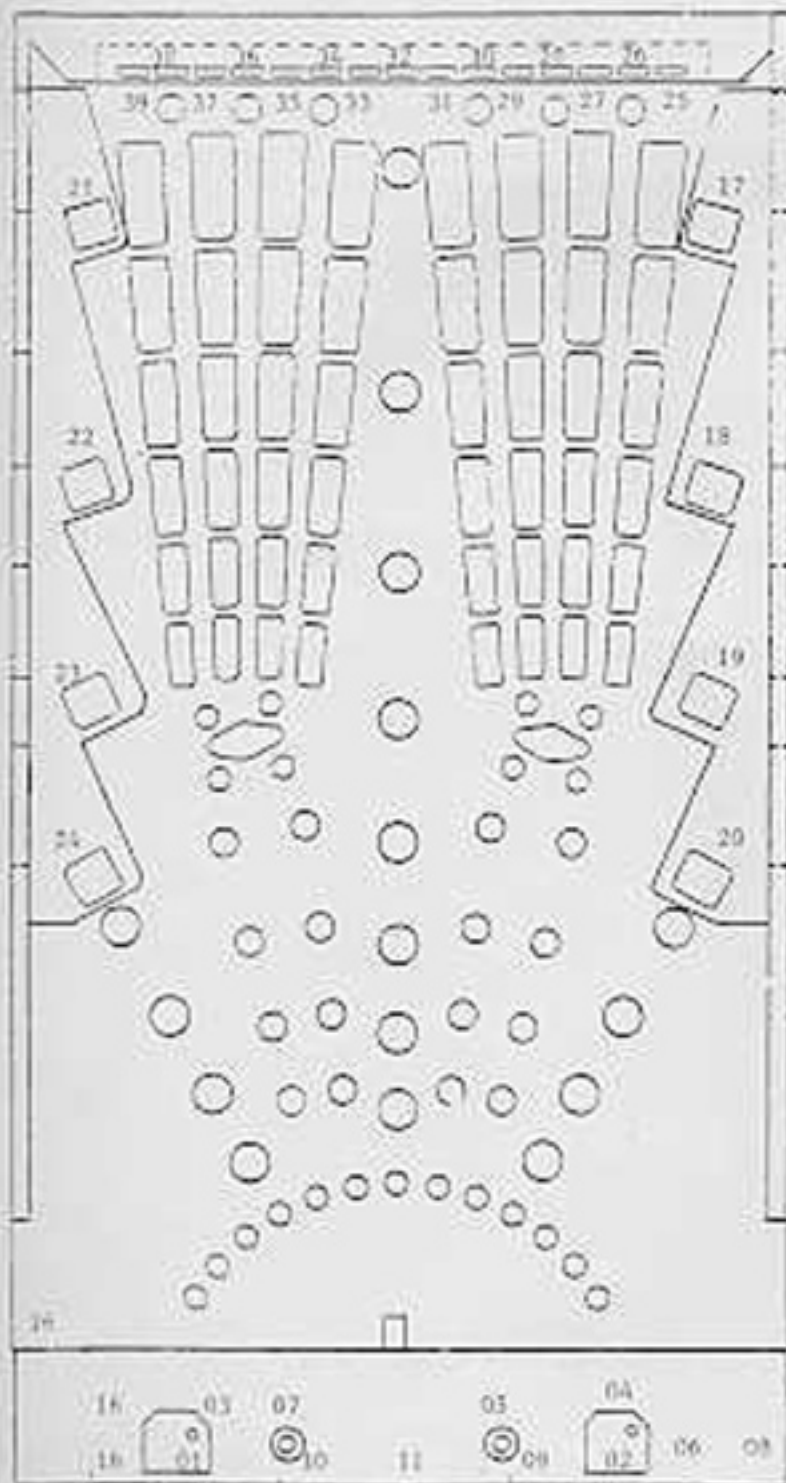


PANEL TOP PARTS

- | | |
|----------------------------|-------------|
| 1. Control Panel Assy. | ASE-3189 |
| 2. Rail (L & R) | CA-1208-149 |
| 3. Top Target Assy. | ASE-3188 |
| 4. Single Target Assy. (L) | ASE-3188-1 |
| 5. Single Target Assy. (R) | ASE-3188-2 |
| 6. Screened Panel Overlay | M-1787-52 |
| 7. Left Cannons | M-1629-3 |
| 8. Top Cover | M-1639-4 |
| 9. Right Cannons | M-1639-5 |
| 10. Playfield Flexiglass | M-1960-1 |
| 11. Gun Assembly | ASE-3190 |

GAME #1282 RAPID
SWITCH IDENTIFICATION TABLE

Self Test #	DESCRIPTION	Self Test #	DESCRIPTION
01	FIRE LEFT GUN	21	LEFT #1 TANK (TOP)
02	FIRE RIGHT GUN	22	LEFT #2 TANK
03	GUN LEFT MOVE BUTTON	23	LEFT #3 TANK
04	GUN RIGHT MOVE BUTTON	24	LEFT #4 TANK (BOTTOM)
05	LASER BUTTON (RIGHT)	25	TOP #1 FLAP (RIGHT SIDE)
06	CREDIT BUTTON (ON DOOR)	26	TOP #2 FLAP
07	PANIC BUTTON (LEFT)	27	TOP #3 FLAP
08	SPECIAL CREDIT BUTTON (ON CABINET)	28	TOP #4 FLAP
09	COIN III (RIGHT)	29	TOP #5 FLAP
10	COIN I (LEFT)	30	TOP #6 FLAP
11	COIN II (MIDDLE)	31	TOP #7 FLAP
12		32	TOP #8 FLAP
13		33	TOP #9 FLAP
14		34	TOP #10 FLAP
15		35	TOP #11 FLAP
16	SLAM (3)	36	TOP #12 FLAP
17	RIGHT #1 TANK (TOP)	37	TOP #13 FLAP
18	RIGHT #2 TANK	38	TOP #14 FLAP
19	RIGHT #3 TANK	39	TOP #15 FLAP (LEFT SIDE)
20	RIGHT #4 TANK (BOTTOM)	40	



P1292 RAPID FIRE

SWITCH ASSEMBLY IDENTIFICATION SYMBOLS

NOTE: CABINET: 08, 16

DOOR: 06, 09, 10, 11, 18

CONTROL PANEL: 01, 02, 03, 04, 05, 07

FIGURE V