




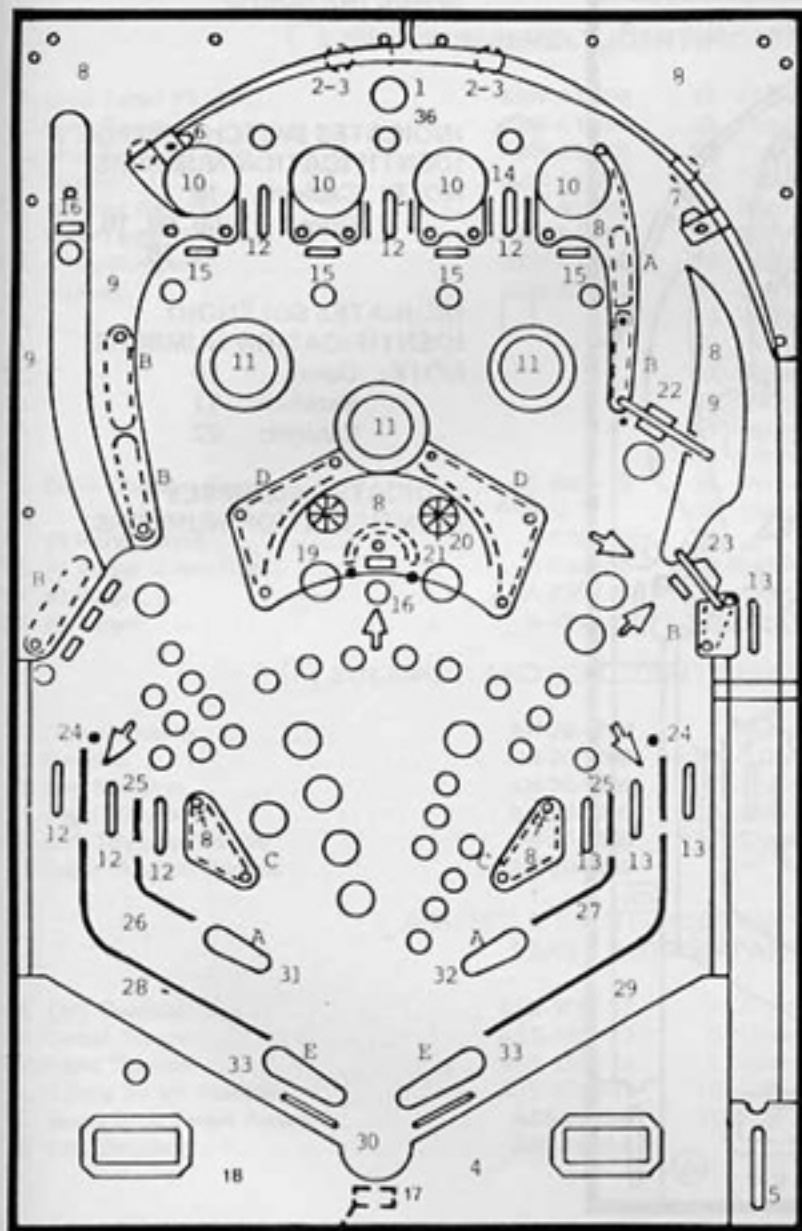
BACKGLASS
G-442-1

BACKGLASS
G-443-1



WHEN ORDERING PART, SPECIFY PART NO. AND NAME OF GAME

SPACE INVADERS



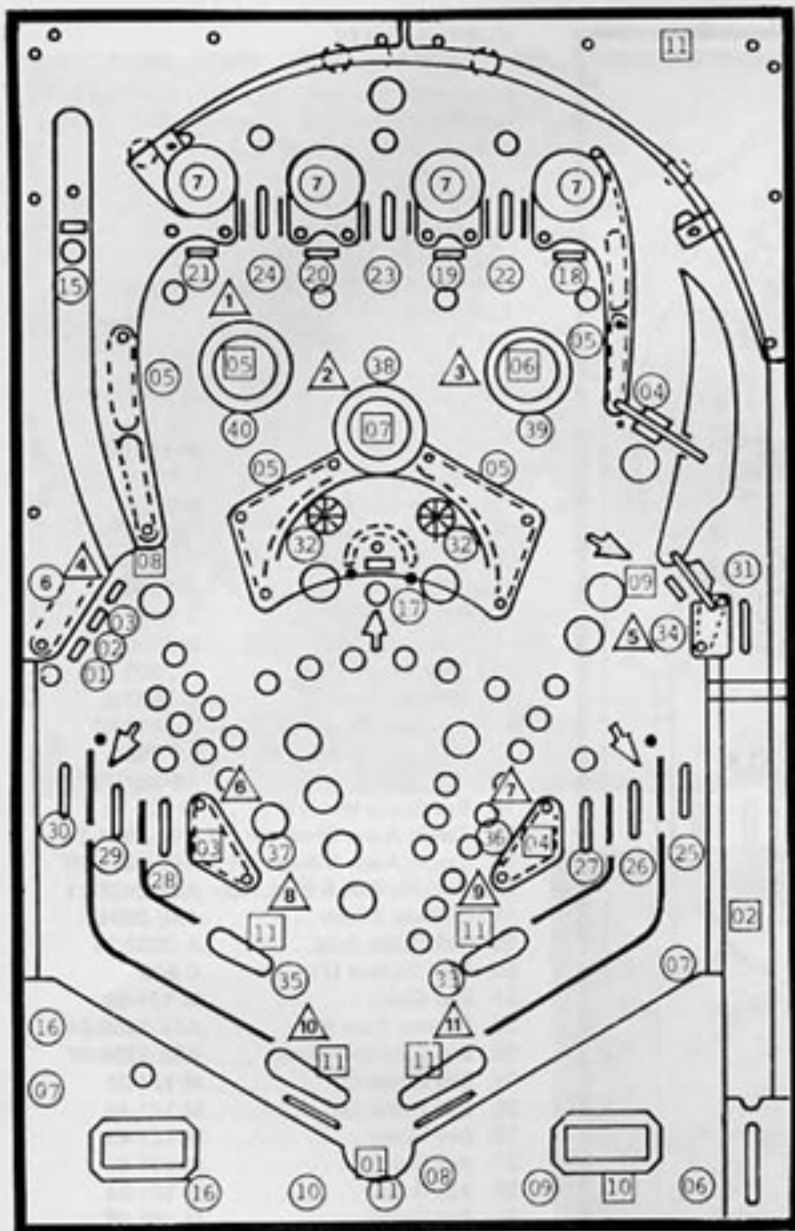
RUBBER PARTS

Dimensions are inside diameters. Numbers in parentheses indicate quantity used, if in excess of one.

A. R-521-1	1" Dia.	(5)
B. R-521-2	1-1/2" Dia.	(5)
C. R-521-3	2" Dia.	(2)
D. R-521-4	2-1/2" Dia.	(2)
E. R-406-3	FLIPPER	(2)
F. R-243	5/16" Dia.	(10)

PANEL TOP PARTS

1. Arch Rail	M-1774-3
2. Rail Post (4)	C-907
3. Rail Post Cap (4)	C-908
4. Bottom Arch	P-5871-74
5. Shooter Gauge	P-6359-40
6. Ball Gate (L)	A-1475-12
7. Ball Gate (R)	A-1475-13
8. Screened Plastics (Set)	M-1330-169
9. Clear Plastics (Set)	A-2890-143
10. Bumper Cap (4)	A-3852-2
11. Thumper Bumper Cap (3)	A-3713-61
12. R.O. Wire & Brkt. (6)	AS-2806
13. R.O. Wire & Brkt. (4)	AS-2806-1
14. Ball Guide Wire (7)	M-121-32
15. Target Assy. (Red) (4)	ASE-2911-3
16. Target Assy. (White) (2)	ASE-2911-20
17. Outhole Wire & Brkt. Assy.	ASE-2806-21
18. Outhole Kicker	ASE-2694-3
19. Ball Guide Assy.	A-3032-34
20. R.O. Button (2)	C-900
21. Ball Guide	M-121-96
22. Spinner Gate Assy.	ASE-2250-64
23. Ball Gate Wire Assy.	ASE-2250-27
24. Ball Guide (2)	M-121-24
25. Ball Guide (3)	M-121-46
26. Ball Guide	M-121-43
27. Ball Guide	M-121-44
28. Ball Guide	M-121-94
29. Ball Guide	M-121-95
30. Buffer Wire (2)	M-121-53
31. Flipper & Shaft	ASE-2214-25
32. Flipper & Shaft	ASE-2214-26
33. Flipper & Shaft (2)	ASE-2214-24
34. Bumper Body (4)	ASE-2222-7
35. Thumper Body (3)	ASE-2222-6
36. Panel	CA-1226-3



SPACE INVADERS

○ INDICATES SWITCH ASSEMBLY IDENTIFICATION NUMBERS.

NOTE: Cabinet: 16
 Door: 06, 09, 10,
 11, 16

□ INDICATES SOLENOID IDENTIFICATION NUMBERS.

NOTE: Door: 10
 Backbox: 11
 Cabinet: 02

△ INDICATES ASSEMBLY IDENTIFICATION NUMBERS.

WHEN ORDERING PART, SPECIFY PART NO. AND NAME OF GAME

SPACE INVADERS

○ SWITCH ASSEMBLY IDENTIFICATION NUMBERS

1. Drop Target #3 (Bot.)	ASW-A1-168	21. #1 Target (From Left)	A-3359-15
2. Drop Target #2	ASW-A1-168	22. Top Right Rollover	ASW-A1-155
3. Drop Target #1 (Top)	ASW-A1-168	23. Top Center Rollover	ASW-A1-155
4. Spinner	ASW-A1-151	24. Top Left Rollover	ASW-A1-155
5. 50 Point Reb. (4)	ASW-A10-47	25. Right Out Rollover	ASW-A1-155
6. Drop Target Rebound	ASW-A10-51	26. Right Extra Ball Lane	ASW-A1-155
7. 4 Top Bumpers	ASW-A110-5	27. Right Small Flip/Feed Lane	ASW-A1-155
8. Outhole	ASW-A1-143	28. Left Small Flip Feed Lane	ASW-A1-155
9.		29. Left Extra Ball Lane	ASW-A1-155
10.		30. Left Outlane	ASW-A1-155
11.		31. Collect Bonus Rollover	ASW-A1-155
12.		32. Hoop R.O. Button (2)	ASW-A1-162
13.		33. Upper Right Flipper	ASW-A1-202
14.		34. Single Drop Target	ASW-A1-168
15. Clone Chamber Target	A-3359-19	35. Upper Left Flipper	ASW-A1-203
16.		36. Right Slingshot	ASW-A10-47
17. #5 Hoop Target	A-3359-19	37. Left Slingshot	ASW-A10-47
18. #4 Target (From Right)	A-3359-15	38. Bottom Thumper Bumper	ASW-A110-5
19. #3 Target	A-3359-15	39. Right Thumper Bumper	ASW-A110-5
20. #2 Target	A-3359-15	40. Left Thumper Bumper	ASW-A110-5

□ SOLENOID AND COIL IDENTIFICATION NUMBERS

1. Outhole Kicker	AN-26-1200	7. Bottom Thumper Bumper	AN-26-1200
2. Knocker	AR-26-1200	8. 3 Drop Target Reset	NO-26-1900
3. Left Slingshot	AN-26-1200	9. Single Drop Target	AO-27-1300
4. Right Slingshot	AN-26-1200	10. Coin Lockout Door	FO-36-7000
5. Left Thumper Bumper	AN-26-1200	11. Flippers	AQ-25-500/34-4500
6. Right Thumper Bumper	AN-26-1200		

△ ASSEMBLY IDENTIFICATION NUMBERS PANEL BOTTOM PARTS

1. Left Thumper	ASE-1567-13	7. Right Slingshot	ASE-2593-4
2. Center Thumper	ASE-1567-13	8. Upper Left Flipper	ASE-1587-113
3. Right Thumper	ASE-1567-13	9. Upper Right Flipper	ASE-1587-114
4. 3 Drop Target Assembly	ASE-2795-31	10. Left Flipper	ASE-1587-109
5. Single Drop Target Assembly	ASE-2993-5	11. Right Flipper	ASE-1587-110
6. Left Slingshot	ASE-2593-4		

WHEN ORDERING PART, SPECIFY PART NO. AND NAME OF GAME